



A
R
T

The Super Curriculum

The Super Curriculum

Super curricular activities are those that take your regular curriculum further. They take the subjects you study in the classroom beyond that which your teacher has taught you or what you've done for home learning. For example, you may go into more depth on something you picked up in the classroom or learn about a new topic altogether.

These activities are normally in the form of extra reading, but they can take many other forms, like watching videos online, downloading podcasts, attending lectures, visiting museums or entering academic competitions.










Engaging in super curricular activities will help you develop a love for your favourite subject or subjects. In this booklet, there are a range of activities, suggested by your teachers. They are by no means exhaustive lists but should get you started.









We encourage you to share ideas and opportunities you come across with your teachers so that, over time, the recommended activities in this booklet can grow.

In the future, employers or universities will be interested to hear about what super curricular activities you have engaged in; they will be interested in what you have learnt and impressed by your efforts.

Super Curriculum – Year 7, 8 & 9











Subject: ART









SC1		SC3		SC5	
	Research in Art: Make a Pinterest board and follow Sandringham Art. Pin examples of artwork that you find inspiring.		Read: The illustrated story of Art by DK https://www.amazon.co.uk/Illustrated-Story-Art-Dk/dp/1409316084/ref=sr_1_7?s=books&ie=UTF8&qid=1500455396&sr=1-7&keywords=the+story+of+art		Challenge yourself to draw as much as possible from observation. Buy a small sketchbook and try to make a drawing, sketch, painting or collage every day for two weeks. This could be a quick 5 minute study to one hour. Show your art teacher your work once you have finished!
	Visit the Tate Britain 'Walk Through British Art' to give you an insight into the history of British art https://www.tate.org.uk/visit/tate-britain/audio-tour-walk-through-british-art		Visit the Natural History Museum at Tring and have a look at the stuffed animals and insects in wooden cases. Take a small sketchbook and make sketches as you go around. Also look at http://www.nhm.ac.uk/visit/tring.html		Join art club and offer to lead a session. Encourage your peers to come along and try a new technique.
	Take part in Bronze Arts Award or Silver Arts Award. Ask Mrs Rees for details.		Watch: Tate Britain: Great British Walks https://www.tate.org.uk/art/tate-britains-great-art-walks		Make your own sketchbook using lots of different kinds of paper. There are lots of tutorials online that show different ways of doing this, but the one below works well: https://www.craftsy.com/blog/2015/09/how-to-make-a-diy-sketchbook/

	Reading task		Writing task
	Listening task		Watching task
	Research task		Trip or visit
	Creative task		Student led task

Super Curriculum – Year 10 & 11

Subject: ART

SC1		SC3		SC5	
 	GCSE Bitesize Art and Design https://www.amazon.co.uk/Bitesize-Design-Complete-Revision-Practice/dp/1406654361/ref=sr_1_1?s=books&ie=UTF8&qid=1500456626&sr=1-1&keywords=gcse+bite+size+art		Read The illustrated story of Art by DK https://www.amazon.co.uk/Illustrated-Story-Art-DK/dp/1409316084/ref=sr_1_7?s=books&ie=UTF8&qid=1500455396&sr=1-7&keywords=the+story+of+art		Simon Schama The Power of Art https://www.amazon.co.uk/Simon-Schamas-Power-Art-Complete/dp/B000GY78AU/ref=pd_lpo_sbs_14_t_0?encoding=UTF8&psc=1&refRID=RNEY6ASY0YSXTXJ10BEZ
	Visit the Google Cultural Institute Art Project website. This is an ongoing project where you will be able to see every piece of art work in the world: https://artsandculture.google.com/usergallery/mQLCCaPwUuL0KQ		Visit any of the Tate Galleries including: Tate Britain, Tate Modern, Tate Liverpool or Tate St Ives https://www.tate.org.uk/visit/tate-modern		Join art club and become a Young Arts Leader. Lead sessions for younger learners and take responsibility for creating exciting art work across the school.
	Take part in Silver Arts Award or Gold Arts Award (which will give you UCAS points). See Mrs Rees for details.		Listen to the Grayson Perry Reith lectures: <ol style="list-style-type: none"> Democracy has bad taste: https://www.bbc.co.uk/programmes/b03969vt Beating the Bounds: https://www.bbc.co.uk/programmes/b03dsk4d Nice rebellion, welcome in! https://www.bbc.co.uk/programmes/b03f9bg7 I found myself in the art world: https://www.bbc.co.uk/programmes/b03g9mn1 		Buy a concertina sketchbook and make a continuous drawing that evolves and continues across many pages.

	Reading task		Writing task
	Listening task		Watching task
	Research task		Trip or visit
	Creative task		Student led task