



**Drama**

# **The Super Curriculum**

# **The Super Curriculum**

Super curricular activities are those that take your regular curriculum further. They take the subjects you study in the classroom beyond that which your teacher has taught you or what you've done for home learning. For example, you may go into more depth on something you picked up in the classroom or learn about a new topic altogether.

These activities are normally in the form of extra reading, but they can take many other forms, like watching videos online, downloading podcasts, attending lectures, visiting museums or entering academic competitions.













Engaging in super curricular activities will help you develop a love for your favourite subject or subjects. In this booklet, there are a range of activities, suggested by your teachers. They are by no means exhaustive lists but should get you started.









We encourage you to share ideas and opportunities you come across with your teachers so that, over time, the recommended activities in this booklet can grow.

In the future, employers or universities will be interested to hear about what super curricular activities you have engaged in; they will be interested in what you have learnt and impressed by your efforts.

## Super Curriculum – Year 7













### Subject: Drama









SC1		SC3		SC5	
	Write a monologue based on a character you have encountered so far this term in your drama lessons. Be as creative as you can. Don't forget to use your English skills.		Get together in a group and create a news show style performance linking to a story in the news this month. How will you work together to show the key facts of this story?		Watch a performance at The Sandpit Theatre and spend 15 minutes talking to someone about it. What did you like? Which actor/actress stood out? Why? What star rating would you give the show?
	Create a 'How To Act' leaflet for someone that has never done drama before. Write about GEMS, working in groups and performing.		Use the website <a href="http://www.dialectsarchive.com/">http://www.dialectsarchive.com/</a> to research an accent. Can you work to master this accent? Maybe you can think of a performance that you could incorporate it into.		Answer the question: what does studying drama give you that other subjects may not? Reflect on your drama work so far and the skills you have learnt/used.
	Create a comedy mime inspired by the work of performer Charlie Chaplin. Think of a scenario and funny even that happens during the mime and don't forget to use GEMS as creatively as you can.		Perform a scene from a musical in a group or on your own. Which musical will you choose? Are you brave enough to sing too?		Look on the digital theatre app on the Sandringham VLE and select a play to review. Write a theatre critic style review on the play, acting, set and costume.
	Write a short script for a play called 'The Day It All Went Wrong'.		Select a Roald Dahl story and perform a movie trailer for the film version of this. You can work in groups of 3-5. Use iMovie and costume to enhance your performance.		Watch a film (not animated) and evaluate the performance of the lead actor or actress. Be critical, honest and constructive.

	Reading task		Writing task
	Listening task		Watching task
	Research task		Trip or visit
	Creative task		Student led task

## Super Curriculum – Year 8













### Subject: Drama









SC1		SC3		SC5	
	Write a monologue based on a character you have encountered so far this term in your drama lessons. Be as creative as you can. Don't forget to use your English skills.		Get together in a group and create a news show style performance linking to a story in the news this month. How will you work together to show the key facts of this story?		Watch a performance at The Sandpit Theatre and send 15 minutes talking to someone about it. What did you like? Which actor/actress stood out? Why? What star rating would you give the show?
	Create a 'How To Act' leaflet for someone that has never done drama before. Write about GEMS, working in groups and performing.		Use the website <a href="http://www.dialectsarchive.com/">http://www.dialectsarchive.com/</a> to research an accent. Can you work to master this accent? Maybe you can think of a performance that you could incorporate it into.		Answer the question: what does studying drama give you that other subjects may not? Reflect on your drama work so far and the skills you have learnt/used.
	Create a repeated patterns style movement sequence in a group of at least three. Take inspiration from the ones you worked on in the scheme of learning at the start of the year.		Perform a scene from Romeo and Juliet that you have not already looked at in class. Which scene will you chose? How can you show the relationship between the lovers?		Watch 'Romeo and Juliet', directed by Baz Luhrmann and evaluate the performance of the actor, Leonardo DiCaprio. How believable is his acting? Why?
	Write a scene that focuses on two lovers that cannot be together. This should be set in modern society.		Perform a monologue as either Romeo or Juliet. Explain how you feel about not being able to be with your true love. How does this make you feel? What do you plan to do?		The work of Shakespeare is not relevant to the youth of today'. Discuss. Write your response to this in an essay or if you prefer display it in a mind map.

	Reading task		Writing task
	Listening task		Watching task
	Research task		Trip or visit
	Creative task		Student led task

## Super Curriculum – Year 9













### Subject: Drama

SC1		SC3		SC5	
	Write a monologue based on a character you have encountered so far this term in your drama lessons. Be as creative as you can. Don't forget to use your English skills.		Get together in a group and create a news show style performance linking to a story in the news this month. How will you work together to show the key facts of this story?		Watch a performance at The Sandpit Theatre and send 15 minutes talking to someone about it. What did you like? Which actor/actress stood out? Why? What star rating would you give the show?
	Create a 'How To Act' leaflet for someone that has never done drama before. Write about GEMS, working in groups and performing.		Use the website <a href="http://www.dialectsarchive.com/">http://www.dialectsarchive.com/</a> to research an accent. Can you work to master this accent? Maybe you can think of a performance that you could incorporate it into.		Answer the question: what does studying drama give you that other subject may not? Reflect on your drama work so far and the skills you have learnt/used.
	Write a short play with the title of 'Missing'. Who is missing? Do they get found? What happened? It's up to you.		Perform a scene from a musical in a group or on your own. Which musical will you choose? Are you brave enough to sing too?		Look on the digital theatre app on the Sandringham VLE and select a play to review. Write a theatre critic style review on the play, acting, set and costume.
	Research a case in the media involving a youth crime. Create a mind map of this case and the details of the case.		Perform a monologue as a character from the play, 'DNA'. Explain how you feel about the situation and what happened in the woods.		Watch a film (not animated) and evaluate the performance of the lead actor or actress. Be critical, honest and constructive.

	Reading task		Writing task
	Listening task		Watching task
	Research task		Trip or visit
	Creative task		Student led task

# Super Curriculum – Year 10 & 11

## Subject: Drama

SC1 C1/2: Devising Drama		SC3 C3: Presenting and Performing Texts		SC5 C4: Drama: Performance and Response	
	Write a monologue based on a character you have created in your Drama lessons. Be prepared to share the performance in front of an audience.		Use the Digital Theatre app to watch and analyse 2 performances of a different style. For example a Frantic Assembly and a Shakespeare. What are the key stylistic differences? Identify features that you would adopt for your final performance.		Watch a live production of Blood Brothers by Willy Russell. The production is on tour. Identify and make notes on how technical elements and acting skills were used to create impact on an audience.
	Direct a performance or take the lead in a Drama piece for House Performing Arts. Ensure that the script allows every student to perform and incorporate techniques to add depth.		Use the website <a href="http://www.dialectsarchive.com/">http://www.dialectsarchive.com/</a> to research an accent. Can you work to master this accent? Maybe you can think of a performance that you could incorporate it into.		Experiment with different staging. Use a performance that you are currently working on and perform it in different layouts – 1) End-on 2) In-the-round 3) Apron 4) Traverse 5) Promenade.  Identify and analyse the strengths and weaknesses of each stage space.
	Watch the A-Level Devised performances and make notes on their stimulus and how it links to the final product. Analyse the strengths and weaknesses and suggest ideas for improvement.		Take part in extra-curricular opportunities in Drama: <ul style="list-style-type: none"><li>• Direct a year 7 group in the Young Actors Company in preparation for their tour.</li><li>• Support or take part in the Lower School Production in June (if you are in Year 10)</li><li>• Take the lead in the Sandringham Actors Company for half a term.</li></ul>		Go to the Sandpit Theatre and offer them your assistance when they need it.  Independently fulfil that role and reflect on how your knowledge of how a professional theatre runs.
	Read a chapter of 'Stanislavski: An Actor Prepares'. This explores the fundamentals of naturalistic acting. Prepare a Stanislavski inspired rehearsal task to present to your group. The aim is to develop naturalistic acting skills.		Choose, rehearse and perform a monologue or duologue from a play. Research the play and the character you are playing and use rehearsal techniques. How can you create impact on an audience?		Go and speak to Mr Downs in the Sandpit Theatre and interview him about his role. Make notes and be ready to present your findings to your Drama teacher.